




Club Health Assessment for District N 2 through January 2026

			Status	Membership						Reports				Finance		LCIF
Club Number	Club Name	Charter Date	Times in Status Quo in Past 2 Years	Current Member Count **	YTD Members Added	YTD Members Dropped	YTD Net Growth% ***	Member Count 1 Year Ago	Dropped Members Avg.Length of Service	Months Since Membership Update	Current Officers Reported ****	Current President Repeated Term	VP Reported *****	Last Date Reported Service (mm/yyyy)	Account Balance	YTD Donations
Clubs more than two years old																
13759	AMHERST	11/20/1954	Active	42	2	3	-2.33%	42	16	0	Y		R	01/2026		\$3,476.53
	Exc Award (06/30/2020)															
13760	ANNAPOLIS ROYAL	05/06/1957	Active	11	0	1	-8.33%	12	7	1	Y	3	N	10/2025		
	Exc Award (06/30/2016, 06/30/2018)															
13761	ANTIGONISH	10/22/1962	Active	27	3	5	-6.90%	29	11	2	Y		N	01/2026		
13762	ARMDALE FAIRVIEW ROCK	11/23/1955	Active	9	0	0	0.00%	10		8	Y	7	N	01/2026		\$64.43
13763	AYLESFORD DISTRICT	11/28/1967	Active	25	3	0	13.64%	19		2	Y	3	R	01/2026	90+ Days	
13764	BADDECK	05/30/1951	Active	47	1	1	0.00%	47	21	2	Y		R	01/2026		
13765	BARRINGTON AREA	11/28/1962	Active	46	5	2	6.98%	42	9	0	Y		N	01/2026	90+ Days	
87908	BEAVER BANK KINSAC	04/27/2005	Active	33	1	6	-13.16%	42	8	1	Y		N	01/2026		\$252.78
13766	BEDFORD	01/23/1946	Active	33	2	6	-10.81%	41	6	0	Y	2	N	01/2025		
	Exc Award (06/30/2016, 06/30/2017, 06/30/2023, 06/30/2024)															
13767	BERWICK	02/06/1961	Active	59	8	8	0.00%	57	14	0	Y	2	N	09/2023		
13768	BRIDGETOWN	08/29/1955	Active	15	2	1	7.14%	14	2	2	Y	2	N	01/2026		
13769	BRIDGEWATER AND AREA	09/19/1955	Active	15	0	2	-11.76%	20	9	0	Y	3	R	12/2025		\$137.03
	Exc Award (06/30/2018)															
33174	CABOT TRAIL L C	12/31/1976	Active	14	3	0	27.27%	13		0	Y	2		03/2025		
13770	CANNING DISTRICT L C	10/30/1969	Active	35	0	1	-2.78%	36	1	0	Y		N	01/2026		
13771	CANSO	04/25/1968	Active	33	4	12	-19.51%	41	6	0	Y		N	01/2026	90+ Days	
61040	CHESTER BASIN-NEW ROSS-CHESTER	07/22/1998	Active	15	0	0	0.00%	14		1	Y	3	N	12/2025		
44360	CHEZZETCOOK & DISTRICT	11/26/1984	Active	25	1	6	-16.67%	30	6	0	Y		N	01/2026	90+ Days	
	Exc Award (06/30/2023)															
38596	COLDBROOK & DIST L C	06/16/1980	Active	36	2	2	0.00%	36	10	0	Y		N	12/2025		
13772	DARTMOUTH	10/25/1945	Active	14	3	2	7.69%	15	0	1	Y		N	01/2026		
	Exc Award (06/30/2017)															
43349	DEEPBROOK WALDEC	01/31/1984	Active	26	8	3	23.81%	23	7	3	Y	3		11/2025	90+ Days	\$200.00
	Exc Award (06/30/2017)															
105843	DIGBY AND AREA	06/19/2009	Active	13	0	0	0.00%	13		9	Y	2	N	01/2026		




Club Health Assessment for District N 2 through January 2026

			Status	Membership						Reports				Finance	LCIF	
Club Number	Club Name	Charter Date	Times in Status Quo in Past 2 Years	Current Member Count **	YTD Members Added	YTD Members Dropped	YTD Net Growth% ***	Member Count 1 Year Ago	Dropped Members Avg.Length of Service	Months Since Membership Update	Current Officers Reported ****	Current President Repeated Term	VP Reported *****	Last Date Reported Service (mm/yyyy)	Account Balance	YTD Donations
13774	EASTERN PASSAGE COW BAY Exc Award (06/30/2018, 06/30/2019)	03/07/1972	Active	33	3	10	-17.50%	49	7	0	Y	2	N	01/2026		
13775	ENFIELD/ELMSDALE & DISTRICT	07/31/1972	Active	20	0	0	0.00%	17		0	Y		N	01/2026		
46293	FALL RIVER & RIVERLAKE DIST	06/13/1986	Active	17	0	0	0.00%	20		7	Y	10	N	06/2024		
46024	GLACE BAY	04/01/1986	Active	8	0	1	-11.11%	10	9	1	Y			12/2025		
43227	HANTSPORT & DISTRICT L C Exc Award (06/30/2016, 06/30/2022)	12/27/1983	Cancelled(6*)	0	3	18	-100.00%	16	28	1	N	None		01/2025		
13777	HUBBARDS AREA L C	06/08/1973	Active	20	4	6	-9.09%	22	6	0	Y	2	R	09/2019		
13779	KENTVILLE	01/17/1949	Active	14	1	0	7.69%	11		4	Y		N	01/2026		
13780	KINGSTON Exc Award (06/30/2016, 06/30/2019, 06/30/2023, 06/30/2024)	02/14/1961	Active	73	7	5	2.82%	73	3	0	Y			01/2026		
35733	LAKE ECHO AND AREA	06/30/1978	Active	34	1	2	-2.86%	35	20	0	Y		N	07/2025		
45102	LAWRENCETOWN & DISTRICT Exc Award (06/30/2017)	06/27/1985	Active	15	1	1	0.00%	15	6	2	Y	2	R	11/2025		
13781	LIVERPOOL	04/13/1964	Active	16	0	0	0.00%	18		8	N	None		08/2019	90+ Days	\$183.86
36114	LOCKEPORT	10/30/1978	Active	1	0	5	-83.33%	6	12	3	N	None		06/2019		
13783	LOUISDALE	04/17/1969	Active	19	0	0	0.00%	19		6	N	5		11/2019		
13786	MIDDLETON	11/08/1945	Active	18	0	0	0.00%	19		7	Y		N	01/2026		
30236	MILFORD & DISTRICT	02/10/1975	Active	23	1	0	4.55%	20		3	Y		N	12/2025		
40729	MUSQUODOBOIT HARBOUR & DIST Exc Award (06/30/2024)	01/20/1982	Active	37	1	5	-9.76%	41	12	2	Y	2	R	01/2026		
13787	MUSQUODOBOIT VALLEY L C	02/07/1973	Active	18	0	0	0.00%	20		7	Y	2	R	01/2025		
44835	NEW GERMANY & AREA Exc Award (06/30/2016, 06/30/2018)	04/23/1985	Active	33	3	1	6.45%	28	6	2	Y	3	N	12/2025		
13790	NEW WATERFORD	04/25/1948	Active	5	0	0	0.00%	5		6	Y	2				
150192	Nova Scotia Cyber Exc Award (06/30/2022)	03/17/2022	Cancelled(8*)	0	0	11	-100.00%	12	5	1	N	None		07/2025		
13791	OXFORD AREA	09/04/1959	Active	10	0	0	0.00%	10		17	Y	2		03/2024		




Club Health Assessment for District N 2 through January 2026

			Status	Membership						Reports				Finance	LCIF	
Club Number	Club Name	Charter Date	Times in Status Quo in Past 2 Years	Current Member Count **	YTD Members Added	YTD Members Dropped	YTD Net Growth% ***	Member Count 1 Year Ago	Dropped Members Avg.Length of Service	Months Since Membership Update	Current Officers Reported ****	Current President Repeated Term	VP Reported *****	Last Date Reported Service (mm/yyyy)	Account Balance	YTD Donations
13792	PARRSBORO	05/07/1946	Active	25	4	9	-16.67%	34	5	0	Y		N	01/2026	\$2,186.61	
13793	PICTOU AND AREA	08/30/1951	Active	19	2	0	11.76%	15		2	Y		N	12/2025		
13795	PORT WILLIAMS & DISTRICT	02/26/1970	Active	25	1	2	-3.85%	27	14	1	Y	3	N	10/2024		
33534	PRESTON & AREA	03/22/1977	Active	11	0	2	-15.38%	13	45	2	Y	3		09/2024		
36887	PUBNICO AREA L C	04/23/1979	Active	17	1	1	0.00%	13	9	1	Y		R	07/2024		
13797	RIVER JOHN & DISTRICT	01/30/1970	Active	20	4	5	-4.76%	19	13	0	Y	2	R	12/2025		
97417	RIVERPORT AND DISTRICT	06/28/2006	Active	12	0	0	0.00%	13		9	Y		N	12/2023		
13798	SACKVILLE NS	02/16/1970	Active	47	7	3	9.30%	36	23	1	Y			01/2026		
13801	SHEET HARBOUR	12/17/1947	Active	41	3	1	5.13%	41	2	0	Y	3	N	09/2025		
13802	SHELBURNE	04/06/1963	Active	26	5	3	8.33%	22	1	4	Y	7	R	10/2025		
13803	SHUBENACADIE	11/04/1946	Active	8	0	1	-11.11%	11	6	1	Y	2		08/2025	90+ Days	\$638.74
115117	SPRINGHILL AND AREA	09/22/2011	Active	10	3	1	25.00%	8	0	1	Y		N	12/2025		
Exc Award (06/30/2017)																
13805	SPRYFIELD	03/19/1957	Active	20	0	0	0.00%	17		3	Y	6	R	12/2025		
47484	ST MARGARET'S BAY	06/18/1987	Active	18	0	1	-5.26%	18	3	0	Y	2	N	12/2025		
13800	ST MARYS DISTRICT L C	01/26/1973	Active	31	7	13	-16.22%	37	11	1	Y		N	12/2025		
13799	ST PETERS	05/19/1969	Active	31	0	1	-3.13%	33	21	0	Y	2	R	01/2026		
13806	STELLARTON & AREA	03/07/1965	Active	15	0	0	0.00%	16		0	N	3		01/2026		
13807	SYDNEY	01/26/1948	Active	9	0	0	0.00%	9		8	Y	5	N	06/2025		
13811	TRURO & DISTRICT	02/16/1946	Active	17	2	2	0.00%	15	25	1	Y	2	N	10/2025		
Exc Award (06/30/2023)															\$404.30	
13812	WHYCOCOMAGH	12/17/1969	Active	4	0	0	0.00%	4		7	Y	8	R	01/2026		
13813	WINDSOR & DIST	05/31/1961	Active	9	0	0	0.00%	10		7	Y	2		01/2026		
Exc Award (06/30/2023)																
13814	WOLFVILLE & DIST	06/09/1950	Active	30	8	3	20.00%	26	2	0	Y		N	01/2026		
Exc Award (06/30/2019)															\$1,826.22	
13815	YARMOUTH	04/06/1956	Active	41	1	4	-6.82%	43	13	0	Y		N	01/2026		



Club Health Assessment for District N 2 through January 2026



Club Number	Club Name	Charter Date	Status	Membership					Reports				Finance	LCIF
			Times in Status Quo in Past 2 Years	Current Member Count **	YTD Members Added	YTD Members Dropped	YTD Net Growth% ***	Member Count 1 Year Ago	Dropped Members Avg.Length of Service	Months Since Membership Update	Current Officers Reported ****	Current President Repeated Term	VP Reported *****	Last Date Reported Service (mm/yyyy)

Clubs Cancelled Previous Fiscal Year – Clubs Cancelled within last 12 months may be reinstated

Club Number	Club Name	Charter Date	Current Status*	Cancellation Date
41480	COLE HARBOUR	06/07/1982	Cancelled(6*)	03/29/2025
130460	Dalhousie University Campus	03/23/2017	Cancelled(8*)	12/30/2024
13785	METEGHAN	05/10/1957	Cancelled(6*)	05/29/2025

Current Total Clubs Count	YTD New Clubs Count	YTD Cancelled Clubs Count	YTD Net Club Gain	Current Total Members Count	YTD Add	YTD Drop	YTD Net Growth	YTD Net Growth %	Member Count 12 Months Ago	Average Member Count Per Club	% of Clubs with less than 20 members	% No Officer Report in 12 Months	% of Clubs with balance 90+ days	Number of Clubs in Status Quo	% Status Quo Clubs in Financial Suspension	Number of Cancelled Clubs	Average Cancelled Club Age	Members Lost Due to Cancellation	% of Clubs Cancelled for Non-Financial Reasons
63	0	2	-2	1,473	121	178	-57	-3.73%	1,542	23	49%	2%	13%	0	0%	2	82	29	0%

* - P - Priority Club. Cancellation Reasons: 1-Objectives/conduct, 2-Non-active club, 5-Non-existing club, 6-Disbanding, 7-Merger, 8-Financial Suspension, 9-District/Multiple District Dues.

** Red denotes below 15 active members.

*** Red denotes 20% + loss.

**** Y - all 3 (President, Secretary, Treasurer) club officers reported, N - not all 3 reported.

***** Abbreviation: N-New, IP-Immediate Past, R-Repeat.